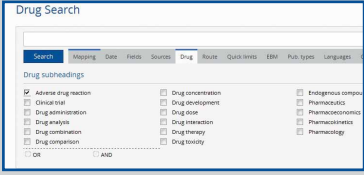
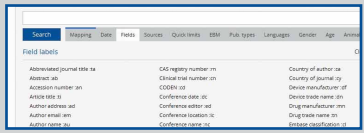

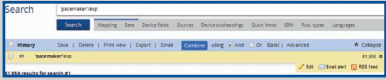
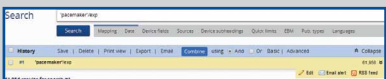
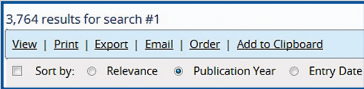
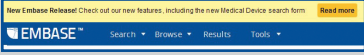




# QUICK USER GUIDE

For more Embase training materials visit [Help in the product](#)

HOW DO I...	EXAMPLE	INSTRUCTIONS
Start searching		From the home page, type your terms in the Quick search box using the Boolean operators AND, NOT, OR for a broad overview of the literature. Matching terms from the Embase thesaurus Emtree will be suggested underneath the Quick search box.
<b>Drug search:</b> Search for all information related to a specific drug or drugs		Click on Search and select Drug to search for drugs with drug subheadings. After searching for a drug name, an information panel on the Results page will display relevant preclinical and clinical drug information from PharmaPendium, which you can link to directly with access to PharmaPendium.
<b>Disease search:</b> Search for all information related to a specific disease or diseases		Click on Search and select Disease to search for disease with disease subheadings.
<b>Device search:</b> Search for all information related to a specific medical device or devices		Click on Search and select Device to search for Medical Devices using Device subheadings.
<b>Advanced search:</b> Search for non-drug or disease related terms or build a search strategy		Click on Search and select Advanced to search using any number of available advanced limits. See below for more guidance on building your search in Embase.
Search for a phrase		Use single or double quotes to search as a phrase, or use a hyphen in-between words.
Include all synonyms for my term/phrase so my search is comprehensive		<b>A)</b> The Advanced search form in Embase includes synonyms automatically unless you uncheck the box 'Map to preferred term in Emtree' or <b>B)</b> 'Search as broadly as possible' in the Quick search form. Search terms will be mapped to the Emtree thesaurus term by default when you open the Drug, Disease and Device search forms. Check out Emtree for a list of all synonyms for your terms.
Include narrower terms for my term/phrase so I can search comprehensively for a family of drugs, medical devices or disease		In order to explode your search and include all narrower terms, select <b>A)</b> 'Explode using narrower Emtree terms' in the Advanced, Drug, Disease and Device search forms. Narrower terms are included in the <b>B)</b> 'Search as broadly as possible' option in Quick search. Browse Emtree to see what the narrower terms are before searching.
Find articles where my term is the main topic		Select 'Limit to terms indexed in article as major focus' in the Advanced, Drug, Disease and Device search forms. This will be applied to all terms in your search and will only retrieve records where the indexers found all your terms to be the main focus in the article. This will then exclude all records where your terms are indexed but were not considered to be the main focus of the article.
Search all years or specific dates		All years are searched by default, but you can change this in all search forms by selecting the Date limit and selecting specific dates in 'Search records with publication year from:'.
Refine my search using search limits or results filters		Use Quick or Advanced Limits in the Advanced, Drug, Disease and Device search forms or use the text filters to the left of your Search Results to refine your search further, search for specific Drug or Device Trade names or Manufacturer names or to gain deeper insights into your result set. You can also export filter data by selecting 'Export', found at the bottom of each open filter.

HOW DO I...	EXAMPLE	INSTRUCTIONS
Limit drug, disease and device searches to specific concepts, such as adverse drug reactions, adverse device effect or disease management		Use subheadings in the Drug, Disease and Device forms. Adding 'Adverse Drug Reaction' to your drug search for example, will retrieve only the records where indexers found a link between a specific drug and an adverse event. The adverse event will be indexed as a disease. Use the filters at the left of your results to find records with specific subheadings in your result set.
Limit to certain fields, such as title and abstract		Use field limits in the Advanced or Disease search forms. As well as Title and Abstract, you can also limit to, for example, Conference Name or Drug or Device trade Name. On the Drug and Device search forms, you can limit your search to specific Drug or Device fields, such as Drug/Device trade name.
Build my search using wildcards and operators		<p>? = one character exactly            e.g. sulf?nyl searches sulfonyl or sulfanyl</p> <p>* = any number of variable characters,            e.g. sul*r searches sulphur or sulfur</p> <p>NOTE: Wildcards do not work in phrase searches And, Or and NOT, NEXT/n = any number in a defined order and NEAR/n = any number in any order may also be used to build your search.</p>
Edit or rerun my search		After running a search, hover the mouse over the result and click on 'Edit' to make changes to your search. Or, rerun your search by clicking on the result, then easily make changes or apply additional limits in the search box at the top of the screen.
Set up email alerts or save my searches		<p>To set up an email alert, log in to Embase.com, hover your mouse over the search result and click on the envelope icon next to the text 'Email alert'.</p> <p>To save a search, select your search by checking the box to the left of each search result and then select 'Save' at the top of the page.</p>
Export, print or share my results		In the Search Results, select Export from the top of your results and choose from several options, such as RIS format, plain text or CSV.
Get information on what's new in Embase		Click on the message link at the top of the page to keep up to date on the latest Embase releases and news. For guidance on using Embase, open Help under Tools in the top navigation bar.

## Additional Search Tips:

- Break up your search into individual topics/searches and combine searches using the Combine feature on the Search Results page. Do this once you have completed the individual searches, as it will be easier to identify parts of your strategy for editing or further refinement later.
- When editing searches, familiarity with Command Line Search syntax may be useful. Refer to Help for a list of index fields and subheading codes.
- When editing searches, remember to amend or delete the date range or other unwanted limits from your strategy before adding a new date range or alternative limits.
- Look at Index Terms of relevant records for possible index terms that you haven't yet considered.
- Scan titles and/or abstracts for alternative search terms.
- View a relevant record from your search results and click on Related Articles.

**Note:** When indexing Embase, we use a thesaurus called Emtree, which organizes biomedical terms in a hierarchical tree and includes all synonyms. In the Advanced search form, the option 'Map to preferred term in Emtree' ensures your search results will include all articles with your typed term and all synonyms. Any term lower in the tree than the term you are looking for is called a narrower term.

An explosion search includes these narrower terms in your search. Sitagliptin is a narrower term for oral antidiabetic agent, for example.